

lilac was developed exclusively for the field of water recycling and is officially called **aquatherm lilac pipe**. In countries that are highly committed to the environment, like Australia and California, it is already standard to reduce daily water consumption by using recycled water when possible. Now lilac is also regarded in other countries as a standard colour for greywater pipes, giving us both the colour and name for our reclaimed water service lines.

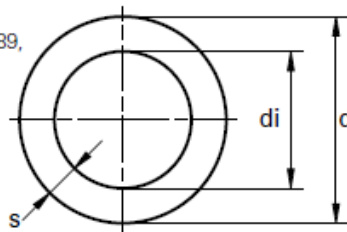
aquatherm lilac pipe

Pipe system made of polypropylene
for reclaimed water


article-no.	old brand name	new branding structure				
		new brand name		Standard Dimension Ratio	structure of pipe	material
		company	system			
9010808 . . . 9010226	aquatherm lilac	aquatherm	lilac pipe	SDR 7,4/ SDR 11	S	PP-R

aquatherm lilac pipe - SDR 11 S

Structure of pipe: S (single)
 Material: fusiolen PP-R
 Pipe series: SDR 7,4/S3,5 & SDR 11/S 5
 Standards: DIN 8077/78, DIN EN ISO 15874, ASTM F 2389, CSA B 137.11, NSF 14
 Colour: violet
 Form supplied: 4 m straight lengths, also* in coils
 Packing Unit: PU in meter
 Application:



SDR	Art.-No.	Dimension d [mm]	Wall thickness s [mm]	Internal diameter di [mm]	Water content [l/m]	Weight [kg]	DN	PU [m]	Price € m/pc
7,4	9010808	20	2,8	14,4	0,163	0,152	15	100	
	9010810	25	3,5	18,0	0,254	0,226	20	100	
11	9010212	32	2,9	26,2	0,539	0,265	25	40	
	9010214	40	3,7	32,6	0,834	0,415	32	40	
	9010216	50	4,6	40,8	1,307	0,645	40	20	
	9010218	63	5,8	51,4	2,074	1,015	50	20	
	9010220	75	6,8	61,4	2,959	1,415	65	20	
	9010222	90	8,2	73,6	4,252	2,045	80	12	
	9010224	110	10,0	90,0	6,359	3,136	-	8	
	9010226	125	11,4	102,2	8,199	3,927	100	4	



aquatherm green pipe, blue pipe & lilac pipe SDR 11 S

Table to determine support intervals in conjunction with temperature and outside diameter.

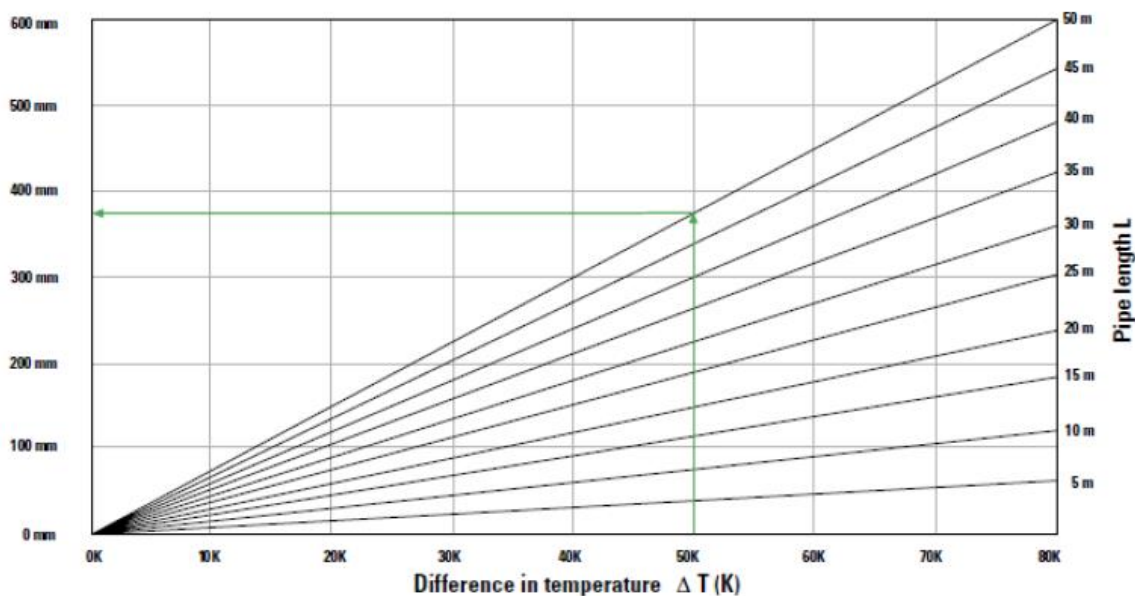
Pipe diameter d (mm)														
20	25	32	40	50	63	75	90	110	125	160	200	250	315	355
Support intervals in cm														
60	75	90	100	120	140	150	160	180	200	260	265	275	280	285

aqualtherm green pipe & aqualtherm blue pipe (without faser)

The linear expansion, described on the preceding pages, can be taken from the following tables and graphs.

Linear expansion ΔL in [mm]: green- and blue pipe - $\alpha = 0,150 \text{ mm/mK}$

Pipe length	Difference in temperature $\Delta T = T_{\text{operating temperature}} - T_{\text{installation temperature}}$							
	10 K	20 K	30 K	40 K	50 K	60 K	70 K	80 K
	Linear expansion ΔL (mm)							
5 m	8	15	23	30	38	45	53	60
10 m	15	30	45	60	75	90	105	120
15 m	23	45	68	90	113	135	158	180
20 m	30	60	90	120	150	180	210	240
25 m	38	75	113	150	188	225	263	300
30 m	45	90	135	180	225	270	315	360
35 m	53	105	158	210	263	315	368	420
40 m	60	120	180	240	300	360	420	480
45 m	68	135	203	270	338	405	473	540
50 m	75	150	225	300	375	450	525	600



PERMISSIBLE WORKING PRESSURE - POTABLE WATER

Fluid transported: water acc. to DIN 2000

Temperature	Service life	aquatherm green pipe SDR 11 S aquatherm ilac pipe SDR 11 S		aquatherm green pipe SDR 7,4 S		aquatherm green pipe SDR 6 S aquatherm green pipe SDR 7,4 MS		aquatherm green pipe SDR 7,4 MF		aquatherm green pipe SDR 9 MF RP	
		Permissible working pressure in bar and (psi)									
		bar	(psi)	bar	(psi)	bar	(psi)	bar	(psi)	bar	(psi)
20 °C 68 °F	1	15,0	(218)	23,8	(345)	30,0	(435)	28,6	(415)	25,0	(363)
	5	14,1	(205)	22,3	(323)	28,1	(408)	26,8	(389)	24,2	(351)
	10	13,7	(199)	21,7	(315)	27,3	(396)	26,1	(379)	23,9	(347)
	25	13,3	(193)	21,1	(306)	26,5	(384)	25,3	(367)	23,5	(341)
	50	12,9	(187)	20,4	(296)	25,7	(373)	24,5	(355)	23,1	(335)
30 °C 86 °F	1	12,8	(186)	20,2	(293)	25,5	(370)	24,3	(352)	21,7	(315)
	5	12,0	(174)	19,0	(276)	23,9	(347)	22,8	(331)	21,0	(305)
	10	11,6	(168)	18,3	(265)	23,1	(335)	22,0	(319)	20,6	(299)
	25	11,2	(162)	17,7	(257)	22,3	(323)	21,3	(309)	20,2	(293)
	50	10,9	(158)	17,3	(251)	21,8	(316)	20,7	(300)	20,0	(290)
Potable water (cold) Potable water (warm)	40 °C 104 °F	1	17,1	(248)	21,5	(312)	20,5	(297)	18,7	(271)	
		5	16,0	(232)	20,2	(293)	19,2	(278)	18,0	(261)	
		10	15,6	(226)	19,6	(284)	18,7	(271)	17,7	(257)	
		25	15,0	(218)	18,8	(273)	18,0	(261)	17,4	(252)	
	50 °C 122 °F	1	14,5	(210)	18,3	(265)	17,5	(254)	15,9	(231)	
		5	13,5	(196)	17,0	(247)	16,2	(235)	15,3	(222)	
		10	13,1	(190)	16,5	(239)	15,7	(228)	15,1	(219)	
		25	12,6	(183)	15,9	(231)	15,2	(220)	14,8	(215)	
	60 °C 140 °F	1	12,2	(177)	15,4	(223)	14,7	(213)	13,5	(196)	
		5	11,4	(165)	14,3	(207)	13,7	(199)	13,0	(189)	
		10	11,0	(160)	13,8	(200)	13,2	(191)	12,8	(186)	
		25	10,5	(152)	13,3	(193)	12,6	(183)	12,5	(181)	
	65 °C 149 °F	1	10,1	(146)	12,7	(184)	12,1	(175)	12,3	(178)	
		5	11,6	(168)	14,6	(212)	13,9	(202)	12,4	(180)	
		10	10,8	(157)	13,6	(197)	12,9	(187)	11,9	(173)	
		25	10,4	(151)	13,1	(190)	12,5	(181)	11,7	(170)	
	70 °C 158 °F	1	10,0	(145)	12,6	(183)	12,0	(174)	11,4	(165)	
		5	8,8	(128)	11,1	(161)	10,6	(154)	11,2	(162)	
		10	10,3	(149)	13,0	(189)	12,4	(180)	11,4	(165)	
		25	9,5	(138)	11,9	(173)	11,4	(165)	10,9	(158)	
30		9,3	(135)	11,7	(170)	11,1	(161)	10,7	(155)		
50	8,0	(116)	10,1	(146)	9,6	(139)	10,5	(152)			
50	7,0	(102)	8,8	(128)	8,3	(135)	10,3	(149)			
50	6,7	(97)	8,5	(123)	8,1	(117)	10,2	(148)			

Faser and Stabi composite pipe: high working stress at lower wall thickness and higher flow rate

SDR - Standard Dimension Ratio (diameter/wall thickness ratio)

S - single layer

MS - multilayer stabi - integrated aluminium-layer

MF - multilayer faser

MF RP - multilayer faser - raised pressure (resistance)

The determination of the allowable pressures resulted from the specific conditions to which pipe system components in the drinking water domestic installation are exposed to. Limiting factors such as increased flow rates, the use of disinfectants, increased content of oxygen, etc. were considered by the use of the appropriate safety factors.

For fittings of butt-welded pipe segments a reduction factor of 0.75 (reduction of the table values by 25%) is effective.